

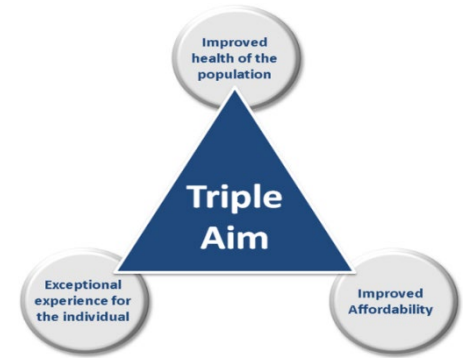
2023 Community Pharmacy Partners in Excellence Executive Overview, Targets, and Methodology

Overview

The Partners in Excellence program forms the basis for HealthPartners' financial and public recognition for pharmacy practices providing exceptional clinical quality and affordable care.

Our goal is to recognize and reward pharmacy practices that deliver on the Triple Aim: To improve health while improving the affordability and consumer experience of health care.

Financial awards are based on pharmacy practice performance as measured by HealthPartners using accepted industry measures and HealthPartners developed and reported measures.



2023 – Quality Dimension: *Health*

For the 2023 Community Pharmacy Partners in Excellence program, the focus is on recognizing performance across meaningful quality clusters within the quality dimension of health. Each quality cluster consists of multiple individual quality measures that are assigned points based on a target performance that is then translated into a star rating for that quality cluster overall.

This method balances a pharmacy practice's performance across a spectrum of care and rewards for consistent top performance in each dimension.

- The Health Quality Dimension consists of measures that have been grouped into categories of care specific for different areas of pharmacy practice. These categories are called *Quality Clusters*.
- *Targets* are set for each measure in the quality cluster.
- *Performance levels* are determined to be *Above, At, or Below target* for each measure.
- A *Point value* is assigned to each performance level.
- The point values for each measure are summed and divided by total points available for that cluster to create a *Cluster score*.
- An *Overall Quality Score* is calculated by multiplying each quality cluster score by its associated cluster weight and summing the weighted cluster scores.
- *Star Ratings* are assigned (1) to Quality Clusters (based on cluster scores) and (2) Overall (based on the overall quality score).
- *Awards* are given for four-star performance at the quality cluster level (up to two awards per quality cluster) and at the overall quality level (up to one award). If more than two pharmacy practices achieve four-star performance in a single quality cluster and/or if more than one pharmacy practice achieve four-star performance at the overall quality level, a tiebreaker assessment will be used.
- For award-winning pharmacies, the *Award level* is determined by performance on measures within an affordability cluster.
 - Silver award level is earned when an award-winning pharmacy practice's performance on the affordability cluster is less than four stars.
 - Gold award level is earned when an award-winning pharmacy practice's performance in the affordability cluster is four stars.

The following principles are used in the Partners in Excellence program:

- Use measures that are relevant and clear to pharmacy practices and consumers
- Use measures that are accurate, valid, reliable and obtainable
- Use established measures, those endorsed nationally or generally accepted national or regional standards
- Draw on a range of measures for a robust overall rating methodology
- Apply consistent measurement approaches and use scoring that avoids or minimizes subjectivity
- Disclose the methodology so it is transparent to pharmacy practices, consumers and employers
- Silver performance recognizes high quality care delivered in the Health dimension
- Gold performance recognizes high quality care delivered in the Health dimension and at an affordable cost.

Cluster-Level Quality Performance Evaluation Steps

Quality Dimension: Health

Individual measures are grouped into quality clusters

Community Pharmacy Health Dimension Quality Clusters

- Appropriate Pharmacologic Therapy (includes 2 individual quality measures)
- Continued Use of Prescribed Medications (includes 3 individual quality measures)



Performance Level

Pharmacy performance on each individual measure in the quality cluster is assessed as either above, at or below the Target.



Performance is
Above Target



Performance is
At Target



Performance is
Below Target



Point Value Assignment

A point value is determined for each measure based on the performance level achieved.



= 1 point



= 0.5 point



= 0 point



Cluster Score Calculation and Star Assignment

Total points achieved for all measures in the cluster is divided by the total available points in each quality cluster to determine the cluster score. The cluster score is then translated to a star rating.



Assessments of Quality Cluster Award Winners and Award Levels

The top two pharmacy practices with a four-star rating in each cluster achieve an award for the applicable cluster. The Award Level (Silver or Gold) is determined by assessing the pharmacy practice's performance on affordability measures within an affordability cluster.

SILVER LEVEL PERFORMANCE

When an award-winning performance is achieved and the pharmacy practice's affordability cluster performance is less than four stars.

GOLD LEVEL PERFORMANCE

When an award-winning performance is achieved and the pharmacy practice's affordability cluster performance is ★★★★★

Community Pharmacy Measures and Targets

Full population measures are used in assessing cluster performance. An evaluation of the actual historical pharmacy practice population rates contributes to the development of Targets.

HEALTH: Quality Clusters			
Cluster 1: Appropriate Pharmacologic Therapy Cluster Weight = 50%	Target		
Measures	● 1.0 PT	◐ 0.5 PT	○ 0 PT
Statin Use in Persons with Diabetes ¹	Rate >= 78.4%	Rate < 78.4% AND Rate >= 76.4%	Rate < 76.4%
Naloxone Dispensing to High-Risk Opioid Users ²	Rate >= 13.7%	Rate < 13.7% AND Rate >= 8.6%	Rate < 8.6%
Cluster 2: Continued Use of Prescribed Medications Cluster Weight = 50%	Target		
Measures	● 1.0 PT	◐ 0.5 PT	○ 0 PT
RAS Antagonist (ACEI/ARB) Adherence ¹	Rate >= 89.2%	Rate < 89.2% AND Rate >= 85.3%	Rate < 85.3%
Diabetes Adherence ¹	Rate >= 87.0%	Rate < 87.0% AND Rate >= 82.8%	Rate < 82.8%
Statin Adherence ¹	Rate >= 87.7%	Rate < 87.7% AND Rate >= 83.7%	Rate < 83.7%

AFFORDABILITY			
Affordability Cluster	Target		
Measures	● 1.0 PT	◐ 0.5 PT	○ 0 PT
Brand Formulary Adherence Rate ²	Rate >= 95.3%	Rate < 95.3% AND Rate >= 91.3%	Rate < 91.3%
Generic Dispensing Rate ²	Rate >= 94.1%	Rate < 94.1% AND Rate >= 93.2%	Rate < 93.2%

Measure Sources:

- 1 HealthPartners Clinical Indicators Report
- 2 HealthPartners developed measure

BONUS POOL CALCULATIONS

The *total bonus pool amount* = \$160,000. The total bonus pool amount is divided among three award categories as detailed below. Thus, each award category has an *award category bonus pool* which is a specific percentage of the total bonus pool.

When an award-winning pharmacy practice achieves the Gold target (Gold-Level Performance on Affordability Cluster), 100% of the applicable award category bonus pool is paid out.

When an award-winning pharmacy practice does not achieve the Gold target, they are awarded Silver for the award category and 50% of the award category bonus pool is paid out.

A summary of the award categories and their associated payout amounts is found below.

Award Category	Total Bonus Pool per Pharmacy Practice	Silver Level Award Award-Winning Quality Performance	Gold Level Award Award-Winning Quality Performance AND Affordability Cluster ★★★★★ Rating
Quality Cluster 1: Appropriate Pharmacologic Therapy	\$30,000	50% of award category bonus pool	100% of award category bonus pool
Quality Cluster 2: Continued Use of Prescribed Medications	\$30,000	50% of award category bonus pool	100% of award category bonus pool
Overall Quality	\$40,000	50% of award category bonus pool	100% of award category bonus pool

APPENDIX I: Detailed Methodology

Program Eligibility

To be eligible for program inclusion in 2023 a community pharmacy practice must dispense at least 6,500 prescriptions for HealthPartners members in Minnesota, Iowa, and/or Wisconsin.

Measure Eligibility

Community pharmacy practices will not be eligible to earn points for any quality measure(s) for which that pharmacy does not have at least 30 attributed HealthPartners members.

Eligibility for Cluster Performance Assessment

A pharmacy practice must have point values for at least 50% of measures within a cluster in order for a cluster score to be calculated and a star rating assigned.

Eligibility for Overall Quality Performance Assessment

A pharmacy practice must have a cluster score for every quality cluster in order for an overall quality score to be calculated and a star rating assigned.

Measure Definitions

Statin Use in Persons with Diabetes: The percentage of members ages 40 – 75 years with diabetes (as defined by receiving two fills of a medication for diabetes during the measurement year) who receive a statin medication during the measurement year.

Naloxone Dispensing to High-Risk Opioid Users: The percentage of members with high-risk opioid use who were dispensed at least one prescription for naloxone during the measurement year. High-risk opioid use is defined as any of the following:

- Opioid average daily morphine equivalent dose \geq 50 mg
- At least one claim for buprenorphine OR methadone
- At least one claim for an opioid PLUS either:
 - a. At least one claim for a benzodiazepine, OR
 - b. At least one claim for a medication for substance abuse

RAS Antagonist (ACEI/ARB) Adherence: The percentage of members age 18 years and older with at least 2 medication fills for a renin angiotensin system (RAS) antagonist medication(s) on unique dates of service who have a proportion of days covered (PDC) of 80% or higher during the measurement year. RAS antagonist medications include: angiotensin converting enzyme inhibitors (ACEI), angiotensin receptor blockers (ARBs), or direct renin inhibitors.

Diabetes Adherence: The percentage of members age 18 years and older with at least 2 medication fills for one or more diabetes medication(s) on unique dates of service who have a PDC of 80% or higher across all classes of diabetes medications they are using during the measurement year. Diabetes medications include: biguanides, sulfonylureas, thiazolidinediones, dipeptidyl peptidase (DPP)-IV inhibitors, incretin mimetics, meglitinides, and sodium glucose cotransporter 2 (SGLT2) inhibitors.

Statin Adherence: The percentage of members at 18 years and older with at least 2 medication fills for a statin medication on unique dates of service who have a PDC of 80% or higher during the measurement year.

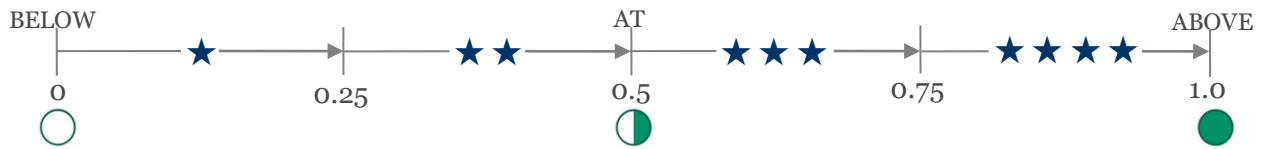
Brand Formulary Adherence Rate: The percentage of dispensed brand medication prescriptions that are formulary brand medications during the measurement year.

Generic Dispensing Rate: The percentage of dispensed prescriptions that generic medications during the measurement year.

Star Assignment

For Partners in Excellence 2023:

- The total number of achieved points for each cluster is divided by the total number of available points to produce the pharmacy practice's cluster score.
- To calculate an overall quality score, each quality cluster score is adjusted according to the cluster's weight and weighted quality cluster scores are added.
- Cluster scores and overall quality scores are translated to a star rating. Star rating performance levels are set such that:
 - For clusters, a pharmacy practice must have at least half of their measures within the cluster "above target" with the remaining measures "at target" to achieve a four-star rating (i.e., a pharmacy practice must achieve at least 75% of the available points).
 - For the overall quality score, a pharmacy practice must have at least half of their quality clusters at four-star performance with the remaining clusters at three-star performance to achieve an overall four-star quality rating.






Below is an example of a Community Pharmacy Practice's performance in each quality cluster and overall.

QUALITY CLUSTER 1: <i>Appropriate Pharmacologic Therapy</i>	Pharmacy's Rate	Targets			Symbol	Actual Point Value	Available Points	Quality Cluster 1 Score and Star Rating
		1.0 PT	0.5 PT	0 PT				
Statin Use in Persons with Diabetes	77.1%	>= 78.4%	< 78.4% AND >= 76.4%	< 76.4%		0.5	1	= 1/2 0.5 ★★★
Naloxone Dispensing to High-Risk Opioid Users	9.3%	>= 13.7%	< 13.7% AND >= 8.3%	< 8.3%		0.5	1	
Total						1	2	

QUALITY CLUSTER 2: <i>Continued Use of Prescribed Medications</i>	Pharmacy's Rate	Target Rates			Symbol	Actual Point Value	Available Points	Quality Cluster 2 Score and Star Rating
		1.0 PT	0.5 PT	0 PT				
RAS Antagonist (ACEI/ARB) Adherence	89.3%	>= 88.6%	< 88.6% AND >= 85.3%	< 85.3%		1	1	= 3/3 1 ★★★★
Diabetes Adherence	87.8%	>= 87.0%	< 87.0% AND >= 82.8%	> 82.8%		1	1	
Statin Adherence	86.1%	>= 86.1%	< 86.1% AND >= 83.7%	< 83.7%		1	1	
Total						3	3	

OVERALL QUALITY	Cluster Score	Cluster Weight	Actual Point Value	Overall Quality Score	Overall Quality Star Rating
Cluster 1 <i>Appropriate Pharmacologic Therapy</i>	0.5	50%	0.25	= 0.25 + 0.5 0.75	★★★★
Cluster 2 <i>Continued Use of Prescribed Medications</i>	1	50%	0.5		

Below is an example of a Community Pharmacy Practice's affordability performance.

AFFORDABILITY CLUSTER	Pharmacy's Rate	Targets			Symbol	Actual Point Value	Available Points	Affordability Cluster Score and Star Rating
		1.0 PT	0.5 PT	0 PT				
Brand Formulary Adherence Rate	90.4%	>=92.5%	< 92.5% AND >= 89.2%	< 89.2%		0.5	1	= 1.5/2 0.75 
Generic Dispensing Rate	94.7%	>=94.4%	< 94.4% AND >= 93.7%	< 93.7%		1	1	
Total						1.5	2	

Tiebreaker Assessment

HealthPartners Community Pharmacy Partners in Excellence Program recognizes a maximum of five pharmacy practices. The top two performers in each quality cluster and the top performer at the overall quality level are award winners.

Award Category	# of Possible Award Winners
Quality Cluster 1: Appropriate Pharmacologic Therapy	2
Quality Cluster 2: Continued Use of Prescribed Medications	2
Overall Quality	1

A pharmacy practice must achieve four-star performance in the quality cluster or at the overall quality level in order to be eligible for an award.

If more than two pharmacy practices achieve a four-star performance in a quality cluster, the top two performers will be chosen using tiebreaker procedures as detailed below.

1. Best star rating in the Affordability cluster (minimum of three-star performance is required)
2. Highest number of quality measures in the quality cluster for which the pharmacy practice was eligible to earn points
3. Highest cluster score for the quality cluster

If more than one pharmacy practice achieves a four-star performance at the overall quality level, the top performer will be chosen using tiebreaker procedures as detailed below.

1. Best star rating in the Affordability cluster (minimum of three-star performance is required)
2. Highest number of quality measures (from all quality clusters) for which the pharmacy practice was eligible to earn points
3. Highest overall quality score

Award Level Assignment

Following the identification of award-winning pharmacy practices (four-star performance in quality cluster(s) and/or at the overall quality level AND tiebreaker assessment, if applicable), the pharmacy practice's award level is established using performance in the Affordability cluster.

- Award-winning pharmacy practices with a four-star rating in the Affordability cluster are awarded Gold level for the applicable award category/categories.
- Award-winning pharmacy practices that do not meet a four-star rating in the Affordability cluster are awarded Silver level.

APPENDIX II: Frequently Asked Questions

What data will be communicated with me?

- HealthPartners has selected measures involving populations which can be, in whole or in part, identified via pharmacy practice dispensing software data. We encourage pharmacy practices to leverage their own pharmacy data to more proactively identify and intervene with these patients. HealthPartners will also be exploring the possible transmission of patient lists to participating pharmacy practices via the provider portal.
- For the affordability measures, HealthPartners is exploring the possible use of additional messaging on pharmacy claim responses to indicate which therapeutic alternatives are on the formulary. Preferred formulary medications can always be found on our website at healthpartners.com/hp/pharmacy/druglist/index.html. A list of top dispensed non-formulary and/or brand medications and their associated HealthPartners preferred medications are available upon request.
- Final results will be available following the end of year in review.

Whom do I contact if I have more questions?

Please contact Nancy Jorgenson, Pharmacy Network Liaison, at 952-883-6838 or Nancy.J.Jorgenson@HealthPartners.com with any questions.